



Local Luminaries

Coloring Book



Visionaries at
The Ohio State
University
who shaped
health sciences
scholarship
and innovation



Local *Luminaries* is the second volume in The Ohio State University Health Sciences Library's coloring book series after the first collection of Vesalius anatomy images. *Local Luminaries* highlights key Ohio State historical individuals who have made significant contributions to health sciences scholarship, research and innovation.

The individuals featured in this coloring book were thoughtfully selected by the library's Medical Heritage Center (MHC) curators, recognizing that it would be impossible to include every health sciences pioneer within these pages. Individuals were chosen to represent diverse health sciences disciplines and to highlight the MHC's vast medical history collections and archives.

Local Luminaries was developed, edited and designed by the library's Medical Visuals and marketing and communications teams. Original coloring illustrations were created by Medical Visuals medical illustrators. Biographic details, archival/artifact resources and further reading selections were curated by the MHC.

The Ohio State University Health Sciences Library (HSL) serves all faculty, staff and learners in the seven Ohio State health sciences colleges and Wexner Medical Center clinicians and researchers. The mission of the HSL is to connect people with knowledge to encourage inquiry, innovation and collaboration. Library services range from research and education support and consultation to medical illustration and poster printing, all with health sciences expertise. Visit the [HSL website](#) to learn more about HSL services and spaces.

The mission of the MHC is to preserve, promote, teach and celebrate the health care legacy of central Ohio as the essential foundation from which the future of the health sciences is born. The MHC is located on the HSL's fifth floor. Its holdings include rare books, archives and artifacts pertaining to medical history. Visit [our MHC webpage](#) to learn more about the MHC mission and collections.

Visit our [giving webpage](#) to discover ways you can support the Health Sciences Library.



I discovered
a rare form of
chronic cancer
called hairy cell
leukemia.

Who am I?

Bertha Bouroncle

Advancing knowledge in
the treatment of cancer

1919 – 2013



About Bertha Bouroncle:

Bertha A. Bouroncle (1919 – 2013) was internationally renowned for her research and clinical work involving patients with hematologic malignancies. In a landmark paper published in 1958 in the medical journal *Blood*, she and co-authors Bruce Wiseman, MD, and Charles Doan, MD, first identified a rare form of chronic leukemia (initially called leukemic reticuloendotheliosis) that later became known as hairy cell leukemia (HCL) because the ragged edges of the malignant cells resemble hair-like projections under the microscope. Her paper is still widely regarded as a substantial accomplishment in the field of clinical research.

While attending medical school at San Marcos National University, Bouroncle worked in a hematology research laboratory and developed a love for the discipline. Originally from Peru, she finished first in her medical class in 1948 and won a scholarship for one year of study in the United States. Bouroncle chose The Ohio State University because the faculty included Drs. Doan and Wiseman, both renowned hematologists.

After completing her clinical fellowship, Bouroncle remained at Ohio State as a resident in internal medicine and a fellow in hematology. From 1953 to 1954, she served as the first female chief resident at the university, then joined the medical faculty as an assistant professor in hematology/oncology. She was promoted to associate professor in 1957 and to full professor in 1970, a position she held until becoming professor emerita in 1989.

In the 1980s, Bouroncle and two other physicians, Drs. Michael Grever and Eric Kraut, worked as a team to develop a purine nucleoside analog called deoxycoformycin, or pentostatin. Pentostatin remains an effective therapy for HCL that has helped transform this once fatal disease into one of the most treatable cancers, enabling patients to lead a relatively normal life span. This achievement, along with work by many other investigators across the globe, has changed the natural history of HCL.

Bouroncle received many awards throughout her career, including: Department of Internal Medicine Earl N. Metz Distinguished Physician Award, 1999; special recognition in patient care, teaching and research, 1986; College of Medicine senior class teaching award, 1986, 1977, 1976, 1975, 1974; Teacher of the Year, 1984; Professor of the Year, 1979; Honorary Member of the Class of 1979; Ohio State Faculty Merit Teaching Award, 1978; AOA Faculty Member of the Year, 1973. In addition, the Bertha Bouroncle Distinguished Lecture Award was established in 2001.

Bouroncle's hometown was Trujillo, Peru. Her parents, Dr. Luis H. Bouroncle and Carmela Bouroncle Gonzalez-Quint, were Harvard-educated. She was the fourth of five children; her siblings were Luis, Consuelo, Maruja and Antonio. Bouroncle also gave back to the community through the creation of the Bertha Bouroncle, MD, and Andrew Pereny Chair of Medicine to fund cancer research at Ohio State.

More About Bertha Bouroncle:



Bouroncle reviews slide preparations in a lab



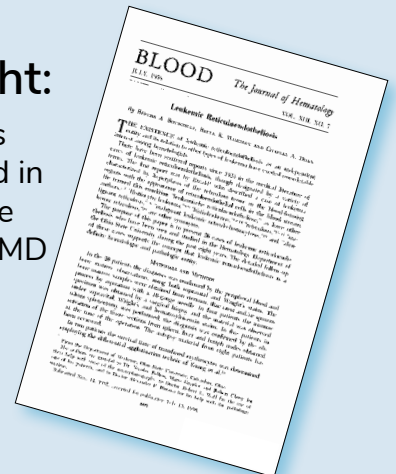
Bouroncle instructs students in a classroom



Portrait of Bouroncle

MHC Highlight:

Many of Bouroncle's papers can be found in the Medical Heritage Center's Bouroncle MD Papers archive.



Further reading

Bertha A. Bouroncle, MD Papers, Spec.201505.Bouroncle, Medical Heritage Center, Health Sciences Library, The Ohio State University.

Bouroncle, Bertha A., Bruce K. Wiseman, and Charles A. Doan. "Leukemic Reticuloendotheliosis." *Blood* 13, no. 7 (July 1958): 609-30.



I was the first
Black woman
physician in the
United States
Army.

Who am I?

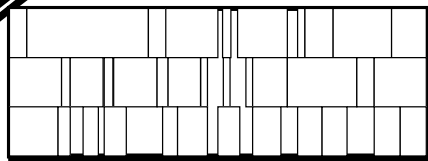
Clotilde Bowen

A woman pioneer in
military medical care

1923 – 2011



BOWEN



About Clotilde Bowen:

Clotilde D. Bowen (1923 – 2011) paved the way for future generations with a life of firsts, beginning as the first Black woman to graduate from The Ohio State University College of Medicine. She was also the first Black woman physician in the United States Army. Later, Bowen became the first Black woman colonel and the first woman commander of any military hospital.

Bowen accepted her military commission as captain in 1956 and served as a pulmonary specialist. After leaving the military, she worked for the Veteran's Administration (V.A.) Hospital in Roseburg, Oregon as an internist, and later pursued a residency in psychiatry through the V.A. in Albany, NY. She returned to military service as a psychiatrist during the Vietnam War in Hawaii and Colorado, where she served as director of the civilian health and medical program of the Uniformed Services, chief of psychiatry and chief of the out-patient clinic.


From 1970 to 1971, Bowen was stationed in Vietnam as the neuropsychiatric physician for the entire U.S. Army. She received the American Legion of Merit in 1971 for her work to set up drug treatment centers and her efforts to lessen racial conflicts during the Vietnam War.

As a member of the American Psychiatric Association (APA), Bowen assisted in developing the program on emergency psychiatry. She received the prestigious Fellow of the APA award, Fellow of the Central Neuro-Psychiatric Association, Fellow of The Academy of Psychosomatic Medicine and the U.C.C.F. Eminent Scholar Award, in addition to many others. In 1972, she received the Denver Business and Professional Woman of the Year Award.

After retiring from military service in 1996, Bowen accepted employment with the Joint Commission on Accreditation of Hospitals in Chicago, IL, traveling throughout the U.S. She later returned to the V.A. as chief of psychiatry in Cheyenne, WY, and the V.A. Clinic in Colorado Springs, CO. In 2001, Bowen accepted staff teaching positions from the University of Wyoming, Laramie and The University of Colorado School of Medicine, Denver.

Bowen was raised on an army post in Columbus, Ohio, from the age of three by her maternal uncle, 1st Lt. Stephen Barrows, a Buffalo Soldier, and aunt, Maude (Tynes) Barrows. She traced her belief in the power of education back to her grandparents, who were born into slavery on a plantation outside of Atlanta, Georgia. After the Civil War, both her grandparents were granted freedom and an education. That gift to her grandparents – the opportunity to participate in a formal learning program – began a family legacy of improving lives through education.

More About Clotilde Bowen:




Bowen tends to a patient



Bowen in military uniform

MHC Highlight:



Bowen graduated from The Ohio State University College of Medicine, in 1947. She was one of 76 graduates. (Ohio Medical University Class of 1947, from the Medical Heritage Center's class photo collection)

Further reading

“Black Americans in Military Psychiatry.” In *Black Psychiatrists and American Psychiatry*, edited by Jeanne Spurlock, 95-108. Washington, DC: American Psychiatric Association, 1999.

Read "[Black Americans in Military Psychiatry](#)" online.

“Dr. Clotilde Dent Bowen: A Proud Legacy.” *Ohio State Medicine Alumni Magazine* (Winter 2019): 12.




I established
blood banking
and volunteer
blood donation
programs.

Who am I?

Charles Doan

Establishing a legacy in
hematology research

1896 – 1990



About Charles Doan:

Charles Austin Doan (1896 – 1990) came to The Ohio State University in 1930 as a professor of medicine and the director of the Department of Medical and Surgical Research. Doan wrote 250 articles during his career, and was dean emeritus when he retired in 1961 and continued to work long after.


Doan occupied several additional roles throughout his time at Ohio State, including professor of research medicine, chair for Department of Medicine, dean for the College of Medicine, physician-in-chief at Starling Loving and St. Francis Hospitals, director of Starling Loving Hospital, director of University Hospital and Health Center and chief for Division of Hematology.

Doan was also chair for the Hematology Study Section, President of the American Society of Hematology, and a special consultant to the U.S. Department of State and the National Cancer Institute. He served as an editor of *Blood* and the *Journal of Hematology*. He helped establish blood banking and the volunteer donor program while he was a member of the Medical Advisory Board and the American Red Cross.

Doan was born in 1896 in Nelsonville, Ohio. After high school, he enrolled at Hiram College but left during his senior year on November 7, 1917, to join the U.S. Army Medical Corps where he served in World War I and World War II. After his military service, he enrolled at the University of Cincinnati and later Johns Hopkins Medical School. In 1923, he received his MD and joined the Department of Medicine at Harvard University.

Doan encouraged the development of the Ohio State College of Nursing, and acquired funding for what became Upham and Means Halls. He was the single individual most responsible for the conception of and fundraising for what would be the new University Hospital, completed in 1951. University Hospital was renamed Doan Hall in 1984 to honor his contribution.

More About Charles Doan:



Doan in lab




Doan in 1948 at the groundbreaking ceremony for University Hospital at Ohio State, later renamed Doan Hall in his honor



Doan and Bruce Wiseman, MD, during their time at Ohio State in the hematology department, circa 1930s

MHC Highlight:

The Medical Heritage Center houses the archival papers of Doan and a book was written about him in 2012. *Charles Austin Doan and the Development of The Ohio State University Medical Center* is available for purchase through the MHC.



Further reading

Doan, Charles A. *Clinical Implications of Modern Physiologic Hematology*. Saint Paul: Bruce Publishing Co, 1936.

Doan, Charles A. "The Spleen: its Structure and Functions." *Postgraduate Medicine* 43, no. 5 (May 1968):126-131.




I earned
three degrees
from Ohio State,
including a
medical degree.

Who am I?

Arthur James

Dedicating a lifetime
to eradicating cancer

1912 – 2001



About Arthur James:

Arthur G. James (1912 – 2001), born Arthur David Giangiacomo, once said that cancer will one day be wiped out, ultimately leading him to establish the Arthur G. James Cancer Hospital and Richard J. Solove Research Institute, today commonly known as The James.

The belief that cancer patients needed specialized care led James to lobby, campaign and fundraise for thirty-five years to build the fourth cancer hospital in the United States.

James was an assistant professor in the Department of Surgery, working his way up to professor and chief of the Division of Surgical Oncology. James was also the first to hold the Lucius A. Wing Chair of Cancer Research and Therapy. James served on the board of directors and as medical director for the Columbus Cancer Clinic. He also served as president of the Ohio division of the American Cancer Society, president of the Society of Head and Neck Surgeons, president of the Society of Surgical Oncology and national president of the American Cancer Society. Additionally, James was inducted into the Horatio Alger Association of Distinguished Americans.

James attended The Ohio State University, earning three degrees: a bachelor's, a master's in surgery and a medical degree. His given surname, Giangiacomo, translates to "son of James," and it was during his time as a student that he started going by the name Arthur G. James.

Six weeks after starting a fellowship in New York City, James was called into service for World War II with the 65th General Hospital. James served forty-three months in the Army Medical Corps as a major. After the war, he returned to Memorial Hospital to complete his fellowship and returned to Ohio State in 1947.

As a child, James grew up in Rhodesdale, Ohio, a small mining town in Belmont County, and was the third of eight children of Italian immigrants.

James passed away on October 22, 2001, at the age of 89. He has and will continue to have an impact in the community through the cancer hospital he spent his career building, and that is named in his honor.

More About Arthur James:




James at the opening of the Arthur G. James Cancer Hospital and Research Institute in Columbus, Ohio in 1990



James and his wife, Millie, pose for an American Cancer Society publicity campaign in 1972

MHC Highlight:

A book about Arthur James, *Arthur G. James: Surgeon with a Dream*, was published in 2009 and is available for purchase through the Medical Heritage Center.



Further reading

Arthur G. James, MD Papers, Spec.200502. James, Medical Heritage Center, Health Sciences Library, The Ohio State University.

See the full record of [James MD papers](#) online.

Paulson, George W. and Kristin Rodgers. *Arthur G. James: Surgeon with a Dream*. Columbus: James Property Management, 2009. Multiple locations.

Request [Arthur G. James: Surgeon with a Dream](#) online.



In 1920, I opened
the first hospital
dedicated to
serving the
Black community.

Who am I?

William Method

Transforming medical care for
Columbus' Black community

1881 – 1936



About William Method:

William Arthur Method (1881 – 1936) established the Alpha Hospital and Professional Building, alongside dentist Dr. R. Milton Tribbitt. While many hospitals in Columbus, Ohio, provided substandard service to Black patients, the Alpha was designed specifically to provide a reliable source of health care to the Black community.

The Alpha Hospital and Professional Building opened its doors in 1920 at the corner of 17th and Long Street (891 E. Long Street) on Columbus' Near East Side. Method also completed postgraduate work at Harvard Medical School in the same year.

Later, Method served as director, chief medical director and medical examiner at the Supreme Library Life Insurance Company in Chicago, Illinois, and as director and treasurer at Adelphi Building and Loan Association. He was also a member of the National Medical Association, Ohio State Medical, Dental, and Pharmaceutical Association, Columbus Academy of Medicine and the Ohio State Medical Association.

Method was born on February 19, 1881, in Bainbridge, Ohio. Following high school in Frankfort, Ohio, he attended Wilberforce University in Wilberforce, Ohio, and received his Artium Magister (master's) degree in 1900. In 1906, he graduated from Ohio Medical University in Columbus with an MD and married Ada Pearl Ridgeway. Together they had a son, Charles Arthur Method.

Method passed away from pneumonia in Columbus on January 16, 1936.



The Alpha Hospital and Professional Building in Columbus, Ohio, circa 1920 (above) and today (below)



More About William Method:

MHC Highlight:



Method graduated from Ohio Medical University, the predecessor to The Ohio State University College of Medicine, in 1906. He was one of 45 graduates. The class of 1906 included three women. (Ohio Medical University Class of 1906, from the Medical Heritage Center's class photo collection)

Further reading

"Charles Method Interview with Catherine Willis." Sound recording (audio only). Columbus Metropolitan Libraries.

Listen to the [Method interview](#) online.



I introduced
11 radioisotopes
into nuclear
medicine.

Who am I?

William Myers

Pioneering nuclear medicine
and safety standards

1908 – 1988



About William Myers:

William G. Myers (1908 – 1988) was instrumental in the development of radioisotopes for diagnostic and investigative medicine. He introduced more radioisotopes into nuclear medicine than any other individual – 11 in all – and pioneered safety standards for nuclear waste.

As a faculty member at The Ohio State University College of Medicine, Myers researched and taught for more than forty years. He taught the university's first radiation biology course (the first course of its kind to be taught by a physician), held faculty positions in the departments of medicine, physiology and radiology, and became professor emeritus in 1979. Additionally, he served as visiting professor of biophysics at the University of California, Berkeley, in the 1970s and Cornell University in the 1980s.


As radiation secretary officer and radiation monitor, Myers served during Operation Crossroads in the Bikini Atoll of the Marshall Islands, the joint Army and Navy nuclear weapons test series that comprised the first post-World War II nuclear bombing tests. The series consisted of two tests, Able and Baker, each using the same type of MK 3A fission bomb that was dropped on Nagasaki. All personnel were exposed to unhealthy levels of radiation, but in his job as monitor, Myers had the greatest risk of harmful exposure. This experience cemented his interest in what he called "atoms for peace."

As a member of the Society of Nuclear Medicine, Myers remained active in the organization and served as the society's historian for 13 years (1973 – 1986). During this time, he published many articles documenting the history of nuclear medicine in the society's journal, *The Journal of Nuclear Medicine*.

Myers was born in Toledo, Ohio. He graduated from Wauseon High School and won a competitive tuition scholarship to Ohio State. Supporting himself as a barber and a teaching assistant in chemistry, Myers attended thirty-nine consecutive quarters, earning his bachelor's, master's and PhD in physical chemistry, and finally his MD in 1941.

An active member of the faculty photography club and an avid photographer, Myers took thousands of photographs. His subjects included nuclear medicine pioneers, historical Ohio State Medical Center events and nuclear medicine equipment. Myers was particularly proud of the photograph he took of Madame Marie Curie's daughter, Irène Joliot-Curie, which he donated to the Institut du Radium at the University of Paris.

More About William Myers:



Myers with radioactive gold seeds, which he discovered in 1952



Myers receives the Society of Nuclear Medicine Historian award, 1986



Myers working in lab, circa 1950s

MHC Highlight:

Many of Myer's materials, including his doctor's bag, can be found in the Medical Heritage Center's collection.



Further reading

William G. Myers, MD, PhD Papers, Spec.199801.Myers, Medical Heritage Center, Health Sciences Library, The Ohio State University.

James, Arthur G., Ulrich K. Henschke and William G. Myers. "The Clinical Use of Radioactive Gold (Au198) Seeds." *Cancer* 6, no. 5 (September 1953): 1034-9.



The Ohio State
School of Nursing
building was
renamed in
my honor in 1972.

Who am I?

Mildred Newton

Encouraging others
to transcend

1901 – 1972



About Mildred Newton:

Mildred E. Newton (1901 – 1972) was director of The Ohio State University School of Nursing (now known as College of Nursing) from September, 1951, until her retirement in July, 1968, initiating many changes during those years. She was the first director to hold a doctoral degree and encouraged the recruitment of doctoral faculty. The Bachelor of Science in Nursing degree program received national accreditation within a year of her arrival and a Master of Science degree program was started in 1953. Newton was instrumental in planning an Ohio State School of Nursing building, constructed in 1966 and later named Mildred E. Newton Hall in her honor.

Newton was dedicated to serving the nursing profession nationally. She served on several boards and in consultative roles, including the National League for Nursing Board of Directors and the U. S. Department of Defense.

Newton contributed to three textbooks, published numerous articles for nursing journals and spoke widely on nursing issues. She also taught a course on nursing history.

A graduate of the Evanston Hospital School of Nursing, Newton received her Bachelor of Science from Northwestern, a Master of Science in Education from the University of Southern California, and a Doctor of Philosophy in Education from Stanford University. A career educator, she was the assistant dean of Nursing at the University of California, San Francisco, prior to her Ohio State appointment.



Nursing uniform from circa Newton's time at Ohio State (Medical Heritage Center collection)

More About Mildred Newton:




School of Nursing groundbreaking in 1966; Newton is wearing a black hat



Newton with Dr. Charles Doan and his daughter Ellen, at Ellen's nursing graduation.

MHC Highlight:

As a personal interest, Newton curated a stamp collection of nursing leaders and organizations. This collection is part of the College of Nursing records at the Medical Heritage Center.



Further reading

Newton, Mildred E. *Florence Nightingale's Philosophy of Life and Education*. 1949.
LC Call Number: UH347 .N68 N4

Request [Newton's book](#) online.

Newton, Mildred and Wanda Elizabeth McDowell. *A Study of Nurse Action in Relief of Pain*. Columbus: Ohio State University School of Nursing, 1964.
LC Call Number: RT73 .N48



**I helped
develop the
doctoral program
in nursing at
Ohio State.**

Who am I?

Grayce Sills

Educating future
nursing leaders

1926 – 2016



About Grayce Sills:

Grayce M. Sills (1926 – 2016) developed the graduate-level clinical nurse specialist program in psychiatry and helped develop the doctoral program in nursing. She remained at The Ohio State University College of Nursing until retiring as professor emerita in 1993.

While at Ohio State, Sills was director of the Advanced Psychiatric Mental Health Nursing Program, chair of the Department of Family and Community Nursing, director of graduate studies and acting dean for the College of Nursing. She chaired the Study Committee on Mental Health Services for Ohio. A past chair of the University Hospitals Board of Trustees, she was instrumental in gaining board support for magnet hospital status, achieved in 2005.

Sills also served as a visiting professor at Case Western Reserve University, Frances Payne Bolton School of Nursing and Fairfield University School of Nursing. She was president and journal editor of the American Psychiatric Nurses Association and a fellow of the American Academy of Nursing.

Sills graduated from Rockland State Hospital School of Nursing in 1950 and attended Teachers College, Columbia University, from 1950 to 1951. In 1955, Sills accepted a position at Dayton State Hospital and obtained her bachelor's degree from the University of Dayton the next year. She received a Master's in Sociology from Ohio State and began her teaching career in the School of Nursing (later known as the College of Nursing) in 1964. She received her PhD in sociology from Ohio State in 1968.

Sills grew up in Bremen, Ohio. Her mother passed away when she was two years old and she was raised by aunts and cousins. Throughout her career, she chaired the Study Committee on Mental Health Services for Ohio, and, in 1986, was chosen as a Woman of Achievement by the Columbus YWCA. Sills was president and journal editor of the American Psychiatric Nurses Association and a fellow of the American Academy of Nursing, recognized as a Living Legend in 1999. She has had the rare distinction of receiving three awards from Ohio State: a Distinguished Teaching Award, a Distinguished Service Award and an honorary doctorate in public service in 2005. Sills also received honorary doctorates from Indiana University and Fairfield University in Connecticut. Each award honors a lifetime of impact in the field of nursing.

More About Grayce Sills:



Portrait of Sills



Sills at an American Psychiatric Nurses Association conference, 1989

MHC Highlight:

The Medical Heritage Center houses the archival papers of Sills, as well as other materials related to nursing history.



Further reading

Carter, Elizabeth, Hildegard E. Peplau, and Grayce M. Sills. "The Ins and Outs of Psychiatric-Mental Health Nursing and the American Nurses Association." *Journal of the American Psychiatric Nurses Association* 3, Issue 1 (1997): 10-16.

Sills, Grayce M. "The Role and Function of the Clinical Nurse Specialist." In *The Nursing Profession: A Time to Speak*, 563-579. New York: McGraw Hill, 1983.

Call Number: RT73 .N48



I made
monumental
contributions to
understanding
sudden cardiac death.

Who am I?

James Warren

Building cornerstones in
cardiovascular health

1915 – 1990



About James Warren:

James Vaughn Warren (1915 – 1990) gained worldwide recognition for 50 years of work in cardiovascular research and for his important contributions to the understanding and prevention of sudden cardiac death. He authored many scientific and educational publications focused primarily on congestive heart failure and blood flow that are now considered cornerstones for the field.

Warren was one of the first physicians to use cardiac catheterization for diagnosing heart problems and helped to define the mechanisms of congestive heart failure. In 1988, Warren was honored by the Columbus USA Association for his creation of the Heartmobile, a mobile coronary emergency unit that is credited with saving thousands of lives in the city.

Warren was born and raised in Columbus, Ohio to Dr. James Halford Warren, a member of the first Ohio State College of Medicine graduating class of 1915, and Lucile Vaughn. He graduated from The Ohio State University in 1935 with a bachelor's in chemistry and from Harvard Medical School in 1939 with his medical degree. He served his residency at Peter Bent Brigham Hospital in Boston and later taught medicine at Emory University Medical School, Duke University Medical School, University of Texas Medical School and Ohio State College of Medicine.


In the years following his graduation from Harvard Medical School, Warren became internationally recognized as a cardiovascular investigator. His innovative studies included the pathophysiologic definition of many major cardiovascular disorders (e.g. cardiac tamponade, ventricular failure and congenital heart disease), employing the new method of cardiac catheterization. These achievements culminated in Warren serving as president of the American Heart Association in 1961, and earning the prestigious James B. Herrick Award from the Council of Clinical Cardiology for outstanding achievement in 1976.

In addition to Warren's achievements, his wife, Gloria Kicklighter Warren, was a luminary in her own right. Kicklighter Warren received her bachelor's degree in nutrition from the University of Georgia in 1946. She was a dietetic intern at the Medical College of Virginia Hospital; staff dietitian at the University Hospital, Augusta, Georgia, and also at Charity Hospital, New Orleans; and therapeutic dietitian, instructor in diet therapy and assistant director of the Duke Hospital dietetic staff. She met and married Warren when she was chief of Therapeutic Dietetics at Duke Hospital in 1954. Kicklighter Warren, along with Evelyn Stead, authored the book, *Low-Fat Cookery*, in 1956. *Low-Fat Cookery* was one of the first low-fat, low-cholesterol cookbooks ever written, serving as a complement to Warren's cardiology work and making them a great team.

More About James Warren:



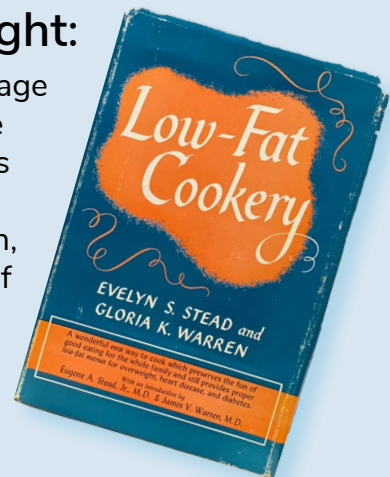
Warren with the Heartmobile



Portrait of Warren

MHC Highlight:

The Medical Heritage Center houses the combined archives of Warren and Kicklighter Warren, including a copy of *Low-Fat Cookery*.



Further reading

James V. and Gloria K. Warren Papers, Spec.199802.Warren, Medical Heritage Center, Health Sciences Library, The Ohio State University.

Warren, James V. and Genell J. Subak-Sharpe. *Surviving Your Heart Attack: the Duke University Complete Heart Treatment Program*. Garden City: Doubleday, 1984.



I co-discovered
a disease of the
pancreas and
gastrointestinal tract.

Who am I?

Robert Zollinger

Setting global standards
in surgical techniques

1903 – 1992



About Robert Zollinger:

Robert M. Zollinger, Sr. (1903 – 1992) was a professor of surgery at The Ohio State University for 27 years and chair for the Department of Surgery for 28. Despite numerous honors and international recognition throughout his career, Zollinger never rested on his laurels. Even after his retirement in 1974, Zollinger continued to lecture around the world and remained involved in the Department of Surgery as professor and chairman emeritus.

Working with Edwin Ellison, he co-discovered the Zollinger-Ellison Syndrome, which identified the relationship between non-beta islet cell tumors of the pancreas and diseases of the gastrointestinal tract. He also started the medical illustration division as a part of the Department of Surgery.

Zollinger earned his bachelor's and medical degree from Ohio State, and after graduation, interned at Harvard's university hospital, the Peter Bent Brigham Hospital (PBBH), in Boston. Zollinger worked under another surgical master, Harvey Cushing, who sent him to Western Reserve in Cleveland for six months before the start of his internship alongside Elliott C. Cutler. During their time together at Harvard and PBBH, Zollinger and Cutler published the first edition of the now-famous *Atlas of Surgical Operations*.

Zollinger gave up a thriving medical practice to join the U.S. Army in 1941 where he became a major and the assistant chief of the Surgical Service. Zollinger rose to the rank of colonel and the command of the 5th General Hospital. He also earned the Legion of Merit Award for the development of mobile surgical teams and Battle Stars for his service in Normandy, Northern France and Rhineland. Zollinger returned to Harvard in 1946 and was then recruited by Ohio State as a professor of Surgery where he made an immeasurable impact in the surgical field.

Zollinger was raised on his family's farm in Millersport, Ohio. Showing early on that he was not afraid to do things differently, he was the first person from his high school to attend college. Outside of surgery, Zollinger was a man of many interests. He raised prize-winning gourds, loved and grew roses and was even an accredited rose judge. He also developed a passion for photography, which he indulged every winter on Sanibel Island in Florida.

More About Robert Zollinger:



Zollinger at age 11 in 1914



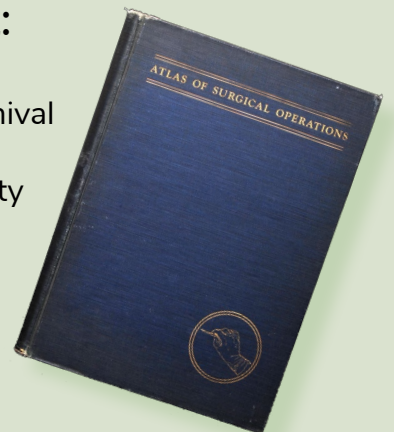
Zollinger operating



Elliott Cutler and Zollinger, circa 1930s

MHC Highlight:

The Medical Heritage Center houses the archival papers of Zollinger, including more than fifty volumes of Zollinger's *Atlas of Surgical Operations*, in multiple editions and languages.



Further reading

Cutler, Elliott C. and Robert Zollinger. *Atlas of Surgical Operations*. New York: The Macmillan Company, 1939.

See the online record for the [Zollinger surgical atlas](#).

Zollinger, Robert M. and Edwin H. Ellison. "Primary Peptic Ulcerations of the Jejunum Associated with Islet Cell Tumors of the Pancreas." *Annals of Surgery* 142, no. 4 (October 1955): 709-723.

Visit the HSL website for:

- Library hours
- Study room reservation
- Health sciences databases
- e-Books and e-Journals
- Research and education support
- Medical illustration
- Poster printing
- Medical Heritage Center digital exhibits



376 West 10th Avenue
Columbus, Ohio 43210
(614) 292-4861
HSLinfo@osumc.edu

Get social with us!



[@OSUHSL](https://www.instagram.com/OSUHSL)



THE OHIO STATE UNIVERSITY
HEALTH SCIENCES LIBRARY