

HOUSE CALL



Vol. 6 No. 3

Spring 2003

A quarterly publication of **The Medical Heritage Center** at The Ohio State University

Camp Chase: Columbus' Civil War P.O.W. Camp

By George W. Paulson, M.D.

On May 22, 2003, Margaret Humphreys, M.D., Ph.D. will present the 2003 James V. Warren lecture at The Medical Heritage Center. Dr. Humphreys will discuss a mysterious disease of the Civil War that affected prisoners of war in Wilmington, N.C. Before attending, however, you may want to visit what is left of Camp Chase at 2900 Sullivant Avenue in Columbus, Ohio, which served as a prison during the Civil War, and where you can now see the well-tended tombstones of over 2,000 Confederate souls.



Camp Chase Cemetery

It was a complex time for all as Columbus became fully engaged in the war. Camps for Union enlistees sprang up around the city, including Camp Jackson in Goodale Park (the post of future presidents Garfield, Hayes, and McKinley) where over 7,800 young soldiers were tented, not housed. Soon men were in mud up to their ankles and additional sleeping quarters were supplied in the Capitol, Supreme Court, and even in the State Asylum. The Ladies Seminary, also called the Esther Institute, on East Broad Street became a hospital for 350 patients and for women prisoners. A new camp was needed to solve the dire housing situation and Camp Chase was established on 100 acres four miles west of the capital.

In addition to housing Union soldiers, over 16,000 Confederate prisoners passed through the camp and 9,400 spent months there. The prisoners often arrived debilitated, depressed, and hungry. Despite efforts by sincere military and community physicians and nurses, the death rate for Camp Chase prisoners was 343.2 per 1000 prisoners. Johnson Island in Lake Erie, which had a similar-sized prisoner camp, had a death rate of 35.4 per 1000. Other P.O.W. camps were worse than Camp Chase. In Alton, Illinois, the death rate was 509.4 per 1000.

Camp Chase inspection reports of the era highlight the unpleasant medical and supply conditions. Camp physicians felt overcrowding contributed to the high death rate, as prisoners died of contagious diseases such as

erysipelas, and pneumonia, and some died of debility. "Erysipelas" probably referred to more than one type of skin lesion, but surely some were the classic lesions due to streptococcus A. Scurvy was mentioned, even in the Confederate officers. When it also appeared smallpox was particularly lethal, as many had not been vaccinated against the disease. An inspection report dated October 11, 1864, reported 10 cases per day with "168 cases [of smallpox] in the pestilence house." Monthly inspection reports also document efforts by the camp physicians to obtain adequate shoes and clothing. On August 11, 1864, a report states that, "many of the prisoners are poorly clad. The quartermaster at this post informs me that he has made requisition upon you for the necessary amount, but that he has not been supplied. Government shoes have been issued to barefooted prisoners. The weather is becoming so cold as to make this necessary."


A successful effort was made to separate and free the more than 50 slaves imprisoned with their masters. As the war ended it appears that at least a quarter of the prisoners "deserted" and, presumably, now wearing Yankee shoes, made their way back home to the South.

Note: The nurses of St. Francis Hospital were busy with the Union wounded and also participated in efforts to improve the lot of our southern brethren once clad in ragged gray.

A Glimpse of Medical School During WWII

"The Fledgling Physician" - Part Three of a Four-Part Series

By Paul Metzger, M.D., OSU Class of 1948



Paul Metzger, M.D.

Starling-Loving Hall served as University Hospital during the war and, because of the relatively small number of patients, many of the medical students were sent downtown to St. Francis to gain more experience. Located at State and Sixth Streets, St. Francis was operated by the Sisters of the Poor and was owned by the University. In the last two years of medical school, most of the medical students' time was spent in the hospitals and included rotations in general surgery, urology, obstetrics and gynecology, pediatrics and internal medicine. Many faculty members were also practicing physicians who maintained private practices along with their teaching assignments.

Infectious diseases were a major concern, as they are currently, with the specter of AIDS and terrorism's anthrax and smallpox. However, the diseases we encountered, namely polio, syphilis, rheumatic fever and tuberculosis, were of a different variety. During rotations at Children's Hospital on the Infectious Disease floor, poliomyelitis was a major concern, especially during the summer months. The emergency rooms were overworked, with children and young adults entering with low-grade fevers and sore or stiff necks, which usually required a lumbar puncture to determine the presence of polio. Entire hospital floors were devoted to handling the confirmed cases at Children's Hospital, and there was a constant flow of patients with bulbar polio requiring "iron lungs" to assist with their respiratory maintenance. Whenever there was an electrical outage, all available residents, interns and nurses were called to the iron lung floor and promptly began manually operating the bellows that did the breathing for those bulbar polio patients. In the mid-1950s, we were privileged to see the virtual disappearance of this disease with the advent of polio immunization.

Short rotations were required for all students at the Ben Franklin Tuberculosis Hospital, located on Alum Creek Drive. At that time tuberculosis was a highly contagious and common disease. Surgical extirpation and surgical collapse therapy were the mainstays of treatment along with prolonged bed rest. Students witnessed the introduction of streptomycin, which was the harbinger of the antibiotics that eventually relegated TB to a controlled and less-lethal disease.

Psychiatry exposure occurred at the State Hospital, which was a huge Gothic-style structure on West Broad Street. The hospital was the repository for long-term mentally-ill patients. The facility housed over 2500 patients. The visits to the State Hospital were indeed an experience for novice students. The overall therapy available was quite limited and consisted mainly of sedation for patients' agitation using barbiturates and a drug called Chloral Hydrate. Patients with paresis (tertiary syphilis) were treated with Arsphenamine (an arsenic containing compound), Bismuth and Mercury. We also witnessed therapy with insulin shock treatment and saw the beginning of electroshock treatment. The therapy of that time left much to be desired and its effectiveness was questionable.

During their obstetrics rotation, students had to participate in home deliveries. Expectant mothers were pre-screened and if an uncomplicated pregnancy was anticipated, the mother was given the option of having the baby at home. Students on OB were called when the patient went into labor, and they were dispatched to the home with a well-equipped OB bag. Often the patient called early and it was not uncommon for students to spend upwards of 24 hours awaiting the delivery. It was a great sociological experience and did indeed establish a great deal of self-reliance for the fledgling physician. [Series concluded in next issue. Previous parts in the series are available at <http://library.med.ohio-state.edu/heritage/publications.html>]

Grant Fund Quickly Approaching Goal

The MHC continues to seek your support for the book Charles F. Wooley, M.D. and Barbara Van Brimmer are writing tentatively titled "Health Care and Medical Education come to Columbus and Franklin County" We have received \$14,335 in matching funds and only need \$5,665 to meet the Columbus Medical Association Foundation's challenge grant. If you could make a donation to this project, please indicate in a letter or on the check that the donation is for the **Medical Heritage Center Fund**. Make your check payable to the "Columbus Medical Association Foundation" and mail to:

The Columbus Medical Association Foundation
Attn: Weldon Milbourne
431 East Broad Street, Suite 300
Columbus OH 43216

Recent Donations

The Medical Heritage Center thanks those listed for their recent support:

Lillian F. Bernhagen, R.N. : oral history • C.J. Cavalaris M.D. : books • Sharon Deevey, M.L.I.S., Ph.D. : Cassandra Nursing Organization Collection and other nursing ephemera • Iris E. Dixon : two photographs and medicine bag of Henry W. Hill, M.D., medicine bottle, *Gray's Anatomy*, Starling Medical College graduation photograph • Roy L. Donnerberg, M.D. : books and artifacts given "to help science" • Robert A. Feldman, M.D. : *History of Strabismology* by Gunter K. von Noorden • Thelma Holmes, R.N. : Grant nursing uniforms and nursing ephemera • Lester E. Imboden, M.D. : books and memorabilia • Gayle Meredith: color printer with cables, CD burner, and paper • Mary Session Olsen, R. N. : nursing uniform, cap, and pins • Rita Elfring Reed, R.N. : nursing uniform with history and newspaper clipping • Jerome M. and Annetta A. Rini : Dr. Chase's *Medical Recipes* and *OSU College of Medicine Journal* V. 20 n. 3, given in name of Dr. Jerome Martin Rini • Grayce M. Sills, R.N., Ph.D. : books • Ron Stuckey, Ph.D. books • Robert M. Zollinger, Jr. : Surgical instruments

Monetary Donations:

Dr. Edwin and Nancy Hamilton (in memory of Dr. David Gregor) • Drs. George and Ruth Paulson (in memory of Dr. Homer Anderson and to honor Dr. George Harding)


MHC Hires Meeting Room Coordinator

Gayle Meredith has been hired as the new part-time Scheduling Coordinator for the Medical Heritage Center meeting room. Meredith monitors meeting room activities, assists event planners, and has begun a PR campaign to promote the use of the space to the University Health Sciences Center for educational symposiums, workshops, meetings, and functions related to the work of the health sciences. Gayle says her greatest enjoyment is the daily interaction with the customers and guests.



Gayle Meredith

Wooley's Book Receives Positive Reviews



Charles Wooley, M.D.

MHC Scholar-in-Residence, Charles F. Wooley, M.D., has received very positive reviews for his recent book, *The Irritable Heart of Soldiers and the Origins of Anglo-American Cardiology: the U.S. Civil War (1861) to World War I (1818)*, Ashgate, 2002.

The book analyzes the "irritable heart" of soldiers and the changing medical and social response to the disease. The condition, later known as neuro-circulatory asthenia, first named during the U.S. Civil War, was characterized by chest pains, palpitations, breathlessness, fatigue, syncope, and exercise intolerance and incapacitated thousands of otherwise healthy troops.

In the *Journal of the Royal Society of Medicine*, James Le Fanu of the Mawbey Brough Health Centre in London, praises Wooley's topic and use of primary sources by describing soldiers' heart as, "a big issue and a testing ground for the scientific credentials of the nascent discipline of cardiology." He continues, "if that were not enough to make Charles Woolley's [sic] account worth reading, he has been helped vastly by one of those all too rare jewels of medical history—a contemporaneous account of the personalities and events at the military hospital as recorded in Samuel Levine's wartime diaries." To read Le Fanu's full review, see the *Journal of the Royal Society of Medicine*, Vol. 96, March 2003.

Suba Raman M.D., Assistant Professor of Medicine in the Department of Cardiology at OSU, describes the book as "a fascinating composite of political, scientific, and personal narrative . . . In this book, clinicians, and clinical researchers at any stage of their careers will recognize elements of their own explorations in medicine, replete with discovery and confusion, tectonic shifts in practice and the individual practitioner's epiphanies that emerge only from careful analysis of individual patients." To read Raman's full review visit our website at <http://library.med.ohio-state.edu/heritage/>.

Wooley's book can be purchased by contacting the Ashgate Publishing Company at (800) 535-9544 or orders@ashgate.com.


HOUSE CALL

Editor-in-Chief: Barbara Van Brimmer
Production Editor: Judith A. Wiener

For subscription information contact:
e-mail: medhist@osu.edu, telephone: 614-292-4891
fax: 614-292-9919, <http://library.med.ohio-state.edu/heritage>

©2003 Medical Heritage Center. All rights reserved
Reprints with permission.

New MHC Publication highlights J.H.J. Upham's Life



The Medical Heritage Center proudly announces the publication of *The Survivor Years: John Howell Janeway Upham, M.D.* by Charles F. Wooley, M.D., Professor of Medicine Emeritus, The Ohio State University College of Medicine and Public Health, and Barbara A. Van Brimmer, Associate Professor and Curator of The Medical Heritage Center.

J.H.J. Upham, M.D. was an important figure in medical practice and education in Ohio during an era in history which saw dramatic transitions in medical education. His professional career in Ohio extended from the late nineteenth century to mid-twentieth century. This was the mid-point between the very origins of health care and medical education in the mid-1800s and our established twenty-first century medical and health care environment. In their book, Wooley and Van Brimmer explore and highlight Upham's many contributions to the medical practice, academic medicine, medical organizations and health care in Ohio.

The book is the first in a continuing series planned to explore the lives of notable figures in Central Ohio medical history. The book sells for \$10, plus \$2 postage. For more information or to order, call (614)292-9273 or e-mail wiener.3@osu.edu.

Also for Sale at the MHC

The Ohio State University College of Medicine. Volume II, 1934-1958 (N. Paul Hudson MD, PhD, Editor) - \$30.00 (includes shipping costs)

The Ohio State University College of Medicine. Volume III, 1998 (George W. Paulson, MD, Editor) - \$30.00 (includes shipping costs)

The Quotable Osler (Mark E. Silverman et al., editors) - \$28.00 (includes shipping costs)

For more information or to order, call (614)292-9273 or e-mail wiener.3@osu.edu



**NON-PROFIT ORG.
U.S. POSTAGE
PAID
COLS. OH
PERMIT NO. 711**