

HOUSE CALL




Vol. 6 No. 1

Autumn 2002

A quarterly publication of *The Medical Heritage Center at The Ohio State University*

Alternative Medicine in Earlier Days

By George Paulson, M.D.



**Samuel Christian
Friedrich Hahnemann**

The German physician Samuel Christian Friedrich Hahnemann taught “similia similibus curantur” or, in English, “like cures like”. The basic principle, soon named homeopathy, produced effects similar to those of the disease itself – but was given in very small (or “homeopathic”) amounts. American citizens,

both countrymen and academics, were pleased that the homeopathic physician avoided “heroic” bleeding and purging. Several “schools” of early medical education in the United States reflected his concepts, including the use of medication derived from plants.

The “Botanics” and the “Eclectics” believed the common folk could use information from the natives to sort out their own needs with “everyman his own doctor.” Schools were established, often called “reformed” or “new” schools, and they offered shelter for such inborn folk wisdom. Some of the schools taught that God had offered the world ample treatments for disease, usually in the form of medicinal properties derived from native plants. The very concept of disease was unclear and illness was often attributed to an imbalance in humors or internal heat.

Samuel Thomson was particularly successful, as he organized a therapeutic system that rested on superb salesmanship plus a network of friendly “Botanic” groups, with primary use of the plant lobelia. Thomson attributed disease to an imbalance of internal heat, which could be reestablished with the utilization of as many as 70 plants, steaming, or enemas. People paid as much as \$20 to purchase Thomson’s recipe books

to cure themselves.

During these days, Central Ohio had two Botanic Medical Colleges. The most prominent was The Botanico-Medical College and Infirmary in Columbus, Ohio, which was founded in 1836 by Alva Curtis and his colleagues. Conflicts over sources for cadavers caused the relocation to Cincinnati in 1841, where it had several changes of name and leadership before it quietly expired.

The “Eclectic” school of thought was founded by Wooster Beach and is identified almost exclusively with vegetable medications. Beach, in particular, resisted the standard allopathic practice of blood letting and strong mineral remedies and espoused kindly treatment of the body as it attempted to fight disease. In 1833 Beach published the “American Practice of Medicine”, with strictures against large doses of mercury, opposition to depletion of the patient by blood letting, and rejection of unnecessary surgery. Eclectics tended to link with the homeopaths because practitioners of the old traditional, or allopathic, medicine were fighting against both. All of these groups were represented in Central Ohio at one time or another, culminating in the simultaneous presence of an allopathic and a homeopathic college of medicine at OSU in 1914, with a troubled merger about a decade later. (Continued on page 4)




Homeopathy Kit, MHC Collections

A Glimpse of Medical School During WWII

"Military Programs and the Medical Student" - Part One of a Four Part Series

By Paul Metzger, M.D., OSU Class of 1948

Recently there seems to be a resurgence of publications dealing with World War II. Perhaps this interest has come about with the statistic released in the past year that there are 1000 veterans of WWII dying each day in the U.S. This statistic has caused some of these veterans to reflect on those War years and has prompted this brief series which recalls of experiences upon arriving at the Medical School as WWII was approaching its termination.



The majority of the medical students during those war years were in the military, either having been assigned to the medical school directly from their presence in the med school as civilians, or sent to the school from various military installations about the country. Both the Army and the Navy had students in the College. The Army program was known as ASTP (Army Specialized Training Program) and the Navy program simply Navy V-12. These programs had been established early in the war in an effort to guarantee a constant and adequate number of physicians available for the military. The Navy program of which I was privileged to be included is most familiar to me and reflects some of my recollections. It was a most generous program with the Navy paying each student a stipend that was to cover most living expenses (i.e., Room and Board) with sufficient extra to allow for laundry and a minimal of personal expenses. As I recall it was \$75.00 per month. The Navy, like the Army, had a contract with the University to pay all the tuition costs. All of the military students wore their uniform during class hours but were expected to make their own living arrangements in surrounding apartments, dormitories or fraternity houses. The Navy furnished our books, lab supplies, microscopes, stethoscopes, ophthalmoscopes and other necessary equipment.

These programs were discontinued in 1945 as WWII terminated. We all became civilians again and returned to our medical school class at whatever level we had attained under the military program. Many of the students had spent some months and in some cases years at military installations as privates or apprentice seamen and because of this service, they were eligible for the GI Bill benefits that were available for all returning veterans. A number of students had been at sea or overseas in combat situations and had earned their assignment by competitive exams while in the field or at sea. The GI bill benefits enabled many to complete their medical education without having to rely on loans or family. These programs were indeed generous, and those involved were most appreciative of having been fortunate enough to have qualified. [*Continued next issue*]

What's New at The Medical Heritage Center?

- After many years of dedicated service to The Medical Heritage Center Advisory Committee, Thomas Lewis, MD resigned his membership in August. The remaining members of the Committee voted unanimously to make Lewis its first emeritus member. The Medical Heritage Center extends its gratitude for his service and wishes him an enjoyable retirement.
- The Medical Heritage Center is proud to announce the hiring of Vicki E. Meehan as the new Myers-Lenahan Archivist. Meehan comes to the MHC from the National Heisey Glass Museum in Newark, Ohio, where she served as the institution's archivist. Meehan is also a graduate of The Ohio State University and a soon-to-be graduate of Kent States University's Master of Library and Information Science program.
- Judith A. Wiener was named to the position of Medical Heritage Center Archivist and assumed responsibility for the center's archival collections. Wiener was the former Myers-Lenahan Archivist.



Dr. Lewis



Meehan



Wiener

Recent Donations

The Medical Heritage Center thanks those listed for their recent support.


Frederick Barends, MD: books, surgical sutures, pills, hemoglobinometer • Keith Brandeberry, MD: books originally belonging to Dr. Holzer, Sr. • Billie Broaddus: books • Dr. John C. Burnham: books • Margaret Burns, RN: nursing books • Anne Droste: diploma, license and obituary of her great-grandfather, David H. Rowe, MD • Robert Feldman, MD: books • Maynard Goldmeir, MD: Starling-Ohio Medical College postcard and Protestant Hospital mounted picture • James Hamilton, MD: suppository maker (donated in the name of his brothers) • Dr. William H. Henry, Jr.: biography and 1896 Starling Medical College registrar letter of his father, Dr. William H. Henry, Sr. (given in the name of Dr. William H. Henry, Sr.) • Thelma F. Holmes, RN: nursing books • Carol Keith, RN: military nursing uniforms, nursing cape, nursing ephemera • Calvin M. Kunin, MD: *Journal of Virology*, vol. 110 • Richard P. Lewis, MD: books • George F. Martin, Jr.: photographs and personal papers • Thomas Minnick: postcards of St. Francis and Grant Hospitals • Dr. Dennis Pollack: *Life Among the Doctors* • Clark P. and Marilyn Pritchett: 1934 OSU Medical School class portrait • Dr. John and Mrs. Carol Robinson: ECG mounting system • Anne Rubin, RN: OSU nursing ephemera, nursing cap and pins, autobiography • Shelly Smith: 1971 *Caducean* and nursing pins • Shirley Bogart Tarbill: OSU Nursing Cape and nursing ephemera • Charles Wooley, MD: historical anti-smoking materials

Monetary Donations:

George Bell, MD (in the name of Warren Wagers, MD) • Dr. William Copeland, Sr. (CMA grant) • Ewing Crawfis (CMA grant) • Robert A. Feldman, MD • Walter J. Frajola, MD (CMA grant) • Charles Hamilton (in memory of Dr. William Copeland, Jr.) • Dr. Edwin and Mrs. Nancy Hamilton (in memory of Marianne Hamilton) • Charles H. Hamilton • James Hamilton, MD • Walter Hamilton, MD • Charles V. Meckstroth, MD (CMA grant) • George Paulson, MD (in the name of Beverly Siegel) • Dr. Charles Pavey (in memory of Thomas Wilson) • Thomas Shaffer, MD • Alfred Stockum, MD • Linda C. Stone, MD (CMA grant) • Charles Wooley, MD (CMA grant) • David Yashon, MD • Edward J. and Ruth S. Zajkowski

St Francis Reports Acquisition

MHC Curator Barbara Van Brimmer would especially like to acknowledge Reed Fraley, Executive Director of University Hospitals, for donating the *Annual Report of St. Francis Hospital* from 1902 through 1942 and *Annual Report of St. Anthony Hospital* from 1944 through 1953. This incredible collection of Columbus health community history will be preserved and made available for historians and researchers through the library's online catalog (OSCAR) and the Medical Heritage Center's website. Thank you Reed Fraley for sharing these valuable documents of the past.



*St Francis Hospital
Annual Report, 1902*

CMA Book Grant Status

The Medical Heritage Center is steadily reaching its Columbus Medical Association (CMA) Matching Challenge Grant goal of \$20,000. To date, we have received \$13,235!

If you could provide financial assistance to assist with the remaining balance of this win-win challenge, which will create an endowment to support future and forthcoming MHC publications and activities, please send checks made payable to The Columbus Medical Association Foundation to: The Columbus Medical Association Foundation, Attn: Weldon Milbourne, 431 East Broad Street, Suite 300, Columbus, Ohio 43216.

Please direct any questions to Barbara Van Brimmer at 614-292-4891 or vanbrimmer.2@osu.edu. You can also contact Weldon Milbourne at 614-240-7420, ext. 120 or wmilbourn@cmaf-ohio.org.

Nursing Uniforms Requested

The Medical Heritage Center is actively seeking donations of white nursing uniforms to add to its nursing textile collection. The white uniform was once the staple of every nurse's uniform and was phased out during the 1970s and 1980s in preference of hospital scrubs. Surprisingly, very few white uniforms remain and the Center would like to obtain uniforms to preserve the history of nursing in its entirety. To donate or for more information, contact Barb Van Brimmer at (614) 292-4891.

New Exhibit Looks at Dissection Photography


The MHC's current exhibit, *A Preserved Passage: Medical School Dissection Images 1844-1938*, looks at the once-popular medical school practice of taking photographs to capture a central right of passage in every medical student's life: the dissection of a human cadaver. The pictures not only tell the story of the single class, but also speak of the experiences and advances in medical education from the mid-nineteenth to twentieth centuries. The exhibit features images from the collection of Steve DeGenaro and images, books, and artifacts from The Medical Heritage Center. The exhibit will run through mid-November and is free and open to the public, Monday through Friday from 1-5 p.m.



*Students from Starling Medical College, ca 1899.
From the Collections of the Medical Heritage Center*

Alternative Medicine. . . (continued from page one)

The reason for the ultimate success of the allopathic system was probably recognition of individual diseases rather than pursuit of a unified concept of internal heat or humors as the single basic cause of illness. Nevertheless there still remains yearning by many to somehow strengthen internal resistance and treat "the whole person" by "alternative" approaches. Up to 50% of patients today still take some sort of "herbal", "organic", or "specific" (yet often unproven and at best presumed) useful therapy.



THE MEDICAL HERITAGE CENTER
at the Ohio State University

*5th Floor
Prior Health Sciences Library
376 W. 10th Avenue
Columbus, Ohio 43210*

HOUSE CALL

Editor-in-Chief: Barbara Van Brimmer
Production Editor: Judith A. Wiener

e-mail: medhist@osu.edu, telephone: 614-292-4891
fax: 614-292-9919, <http://bones.med.ohio-state.edu/heritage>

©2002 Medical Heritage Center. All rights reserved
Reprints with permission.

**NON-PROFIT ORG.
U.S. POSTAGE
PAID
COLS. OH
PERMIT NO. 711**