

House Call

A publication of the Medical Heritage Center at The Ohio State University

FROM THE MHC ARCHIVES:



Mary Kay Ashe's glasses,
Celebrity Eyewear Collection

THE MHC MISSION:

The Medical Heritage Center preserves, promotes, teaches and celebrates the health care legacy of central Ohio as the essential foundation from which the future of the health sciences is born.

INSIDE THIS ISSUE:

Summer 2014 | Volume 16 | Issue 3

Centennial Edition

1...Note from the Curator

2...Optometry at The Ohio State University: A Centennial (1914-2014) Overview

5...Material Donations Advance the Mission of the MHC

5...Recent Donations

6...Collection Highlight: Opticks

Note from the Curator

By Judith Wiener, MA, MLIS

We are enjoying the summer and the anticipation of a new school term at the Medical Heritage Center and have many exciting updates to share with you about the Center and its activities.

We are welcoming two new Scholars-in-Residence at the MHC this season. Robert B. Stevenson, III, DDS, MS, will be writing a biography of his grandfather, Robert Benjamin Stevenson, Sr., MD, a Columbus physician who practiced thirty-four years at White Cross Hospital and at a nearby private office at 10th Avenue and North High Street. Craig Miller, MD, will use his time to complete and publish a biography of Dr. Robert M. Zollinger with the American College of Surgeons. Both scholars will heavily use the collections of the MHC to conduct the research for their publications. George W. Paulson, MD will continue as an MHC Scholar as well and is working on completing a book about the medical care and the physicians who treated the U.S. Presidents. We are happy to have all of them at the Center and are grateful to the Columbus Medical Association Foundation for their continued financial support of the program through their Medical Heritage Center development account.

Our Fall lecture season is also finalized. The Twelfth Annual John C. Burnham Lecture will feature James Mohr, PhD, who will give a lecture entitled, "Licenses on Their Own Terms: The Supreme Court and the Constitutional Origins of the Medical Profession in the United States" on Thursday, October 16, 2014 at 4:30pm at the MHC. Mohr is College of Arts and Sciences Distinguished Professor of History and Philip H. Knight Professor of Social Sciences at the University of Oregon Eugene. The Annual Medical Heritage Lecture will take place on Thursday, November 13, 2014 at 4:30pm in the MHC and is focused on the centennial celebrations of the Colleges of Medicine, Nursing and Optometry. "100 Years of Excellence: A Tale of Three Colleges" will feature a panel of experts from the three colleges, who will provide details about the history of their programs. George W. Paulson, MD, will provide historical details about the College of Medicine; Pat Schwirian, RN, PhD, will share the history of the OSU College of Nursing; and Richard M. Hill, OD, PhD, will represent the College of Optometry. Ronald St. Pierre, PhD, will moderate the panel discussion.

This issue of *House Call* is the second in our centennial series and features an article written by Richard M. Hill, OD, PhD and Robert D. Newcomb, OD, MPH. We are appreciative of their hard work on such an excellent article that details the extraordinary history of the College and its growth over the past 100 years!

For further centennial information, programming and ways to explore the rich variety of resources available at the Center, please visit us at go.osu.edu/mhc!



Optometry at The Ohio State University: A Centennial (1914 - 2014) Overview

By Richard M. Hill, OD, PhD and Robert D. Newcomb, OD, MPH

Optometry here at The Ohio State University remains today the longest standing university-based program in the United States. Its leadership over this past century in curricular development, research, clinical care and international standards has been a major influence on our profession as we know it today.


What brought Optometry to Ohio State?

The optometric profession in America arose from the public's need for primary eye care and prescription eyeglasses, which were mostly unavailable prior to the beginning of the twentieth century. In the mid-1800s, the profession of applied optics ("optometry") in the United States was frequently learned through an apprenticeship in the back of a jewelry store. American jewelers did not grind the optical prescription lenses, but they did meticulously craft the eyeglass frames which supported them.

The cost of these early prescription eyeglasses was prohibitively expensive - not because of designer frames, but because the precision-ground spectacle lenses had to be imported from Europe. For a person to spend \$100-\$200 for eyeglasses in the mid-nineteenth century proved how badly these optical devices were needed. And unfortunately, it also meant that only the wealthy could afford to buy them.

Between 1872 and 1904, the origins of three current private schools of optometry were established in Kansas City (which was later moved to Chicago), Boston and Los Angeles. In 1914, the first public school of optometry was established at The Ohio State University. The story of how optometry came to Ohio State is interesting:

In 1908, the Chairman of the OSU Physics Department, Dr. Alfred Cole, received a phone call from the Ohio State Optical Association (the trade group for Ohio optometrists at the time) which requested a speaker on optical principles at their next annual meeting in Cleveland. Dr. Cole suggested Dr. Charles Sheard, who was a young faculty member in the department at that



Dr. Charles Sheard

time. Dr. Sheard initially declined the invitation; but when he was told the OSOA would pay him \$50, he changed his mind and accepted the optometrists' invitation to speak.

Dr. Sheard's lecture was well received, and over the next few years, the Association and Dr. Sheard worked together to establish a formal curriculum on Applied Optics at The Ohio State University. It began as a two-year certificate course in 1914, but was quickly expanded to a four-year bachelors degree program in 1915.

What was the scope of the OSU Curriculum in Applied Optics?

The initial two-year certificate program included courses in mathematics, physics, anatomy, physiology, English, theoretical optics, practical optics and theoretical and practical optometry. The second year courses included more theoretical optics, physiological optics, ophthalmic optics (ie, lens and frame design), more theoretical optometry, ocular pathology and optometric practice, in which the students spent at least one half-day per week in the office of an optometrist. There were nine graduates in the first Class of 1916.



Ohio State's Optometry Clinic ca. 1920

When the curriculum was expanded to four years, the first two years added courses in the humanities and basic sciences, which were taught in the College of Arts and Sciences. Then, for the final two years, courses in general and ocular pathology, optical jurisprudence, and optical economics were added to the curriculum. These courses were taught in the physics department, which was an academic unit of the College of Engineering at the time.

Where was the optometry program housed?


Optometry at OSU, continued on page 3

Optometry at OSU, continued from page 2

The program began on the second and third floors of the Physics Building in 1914, which was later renamed Mendenhall Laboratory in 1925. The building's attic was also used for faculty and graduate student research projects. Dr. Sheard's office was located in room 206 of that building.

What was the program's most pivotal moment?

In 1935, during the Great Depression, Dr. Glenn A. Fry was recruited by Professor Alpheus W. Smith (who was the Chair of the Physics Department at the time and later became Dean of OSU's Graduate School in 1939) for an assistant professor position.



Dr. Glenn A. Fry

Dr. Fry, who earned his PhD from Duke University in Psychology, and then completed a post-doctoral fellowship in the ophthalmology department at the Washington University School of Medicine in St. Louis, was then appointed Director of the Applied Optics program in 1936.

Over the next 44 years, Dr. Fry worked tirelessly to raise optometry's presence within the university, state, nation and even internationally. He taught nearly all of the courses in the curriculum at one time or another, and developed a world-class research and graduate program as well. During his illustrious career, he received awards from virtually every major organization in optometry and vision science; and in 1983, the optometry building at 338 West 10th Avenue was renamed Fry Hall.

What was the program's next pressing need?

In a word, space: for teaching, for patient care and for research. The growing optometry program finally moved out of Mendenhall Laboratory in 1951 and into a specially-designed two-story building located on West 10th Avenue in the heart of the OSU Health Sciences Center.

This historic building has since been expanded twice: in 1961 (the four-story west wing) and in 2007 (the four-story Wildermuth Optometric Research Clinic on top of the west wing). In addition, optometry expanded eastward into the venerable Starling-Loving Hall in 1978, occupying the five



Architect's drawing of the new optometry building ca. 1950

floors of the A-wing of that historic campus structure.

When did Optometry become a college?

1968 was the most important year in the 100-year history of optometry on The Ohio State University campus. That year, the School of Optometry in the OSU College of Arts and Sciences became a separate College of Optometry with its own dean and administrative structure.

1968 was also the first year in which the Doctor of Optometry (OD) degree was awarded after successful completion of an expanded six-year curriculum (previous graduates could only earn a 5-year Bachelor of Science in Optometry degree). Dr. Fredrick W. Hebbard was appointed the college's first dean; a position he held for twenty years (1968–1988).



The class of 1968 was the first class to receive their OD degrees in Ohio Stadium.

What advances for the College then followed?


Increased space (A-wing of Starling-Loving Hall); curricular changes (pharmacology courses in preparation for Diagnostic Pharmaceutical Agents); improved audio-visual capabilities (creation of an Instructional Media center); improved continuing educational opportunities

Optometry at OSU, continued on page 4

Optometry at OSU, continued from page 3

(Optometric Educators was formed); new outreach activities (inner-city clinic established, celebrity eyewear collection, energized alumni association); and stellar faculty recruitment (Drs. J.B. Eskridge, Bradford Wild, Gerald Lowther, John Schoessler, Ronald Jones, Michael Polasky, Arol Augsburger, William Brown, Ewen King-Smith, Leo Carney, Paulette Schmidt, James Sheedy, Kevin Alexander, Joseph Barr, Gregory Good).

Support grew for more graduate students, residents and off-campus externships; partnerships with the state optometric association and state government for Therapeutic Pharmaceutical Agents legislation and implementation; enhanced development activities (hired the college's first development officer); improved communication with alumni (The BuckEYE newsletter); upgraded Ophthalmic Sciences (anatomy, physiology, pharmacology, basic and applied optics); Clinical Sciences (direct patient care and sponsored clinical studies); and Vision Sciences (photometry, sensory and motor processes, perception); increased the required curriculum from 12 to 14 academic quarters, including a multi-college (medicine, pharmacy, optometry) course sequence on diagnostics and therapeutics for the eye; and created the "Distinguished Lecture Series" of visiting experts in optometry and vision science.



Dean Richard M. Hill
1988 - 1995



Dean John P. Schoessler
1995 - 2004

Grew endowments to over \$10 million through the university's "Affirm Thy Friendship" campaign; recruited top-notch researchers (Karla Zadnik, Mark Bullimore, Donald Mutti, Thomas Raasch), and clinical educators (Roanne Flom, Robert Newcomb, Mark Wright, Gregory Nixon); increased external research funding (CLEK, T-35, VIP, CLAMP, CITT, others) from less than \$1 million in 1995 to almost \$3 million in

1998; major space renovations (patient reception area, student mailroom, Eyewear Galley, new classroom); added a "White Coat" ceremony; and added four floors (the Wildermuth Optometric Research Clinic) to the top of Fry

Hall west wing.

Redesigned the BuckEYE optometry alumni Magazine (best OSU alumni magazine in 2007 and 2008); instituted the BEST (Building the Educational System of Tomorrow) curriculum, which included Keystone courses to better integrate basic and clinical sciences, on-line instructional "mini-courses" in biochemistry, microbiology, and genetics, greatly-expanded practice management courses,

added a third off-campus externship experience, and enhanced technology in the classroom; increased diversity through "Improving Diversity in Optometry Camp (IDOC)" program for high school juniors and "Improving Diversity of Optometric Learners (IDOL)" program for college students; initiated a "Myers Lecture" series for visiting speakers in optometry, vision science, and public health; started the college's social media communication (Facebook, Twitter); began an annual "State of the College" address and brochure; and worked with OSU's Office of International Affairs to develop international education, research and health service programs.



Dean Melvin D. Shipp
2004 - 2014

The Future

Current Associate Dean and Glenn A. Fry Professor Dr. Karla Zadnik will become the college's fifth dean on June 1, 2014.

She is the granddaughter of an Ohio optometrist, and a world-renown educator, researcher, volunteer and administrator. Under her leadership, the best is yet to come!

Those acknowledged above are but a few among many who have participated in the program's growth and successes over these past one hundred years. A two-volume centennial book authored by one of us (Newcomb), which is planned for September of 2014, will expand on this brief overview to recognize many others who have also contributed greatly to our profession's past century here



Dean Karla Zadnik
2014 -



Material Donations Advance the Mission of the MHC

At its inception, the Medical Heritage Center (MHC) began acquiring historical material and artifacts that speak to central Ohio's health sciences history. All of the MHC collections are housed in a temperature and humidity controlled environment. These collections include rare books, archives and artifacts.

The rare book collection is comprised of over 14,000 volumes representing limited edition and one-of-a kind monographs dating back to 1555. Nearly all subject areas of the health sciences are represented. The majority of the collection's materials are in English; however, texts of note in Latin, German and other foreign languages are also represented.

The Center's archives include over 135 collections from regional and nationally recognized luminaries such as Arthur G. James, M.D., William G. Myers, M.D., Ph.D., and Robert Zollinger, M.D., as well as organizations such as the Ohio State University Wexner Medical Center Service Board and the Mid-Ohio District Nurses Association.

The artifact collection represents medical equipment used as early as the 1800's and ranges from those now perceived as quackery to those that were truly innovations of their time. The MHC is also home to a growing collection of textiles representing the history of the health sciences. A particular strength is present in the history of nursing.

Gifts of books, archives, and artifacts are accepted based on seven criteria. Those criteria are: (1) generally not duplicated within the OSUL system; (2) fall within the collection's primary purpose of collecting the health sciences history of central Ohio; (3) published before 1975; (4) uniqueness; (5) completeness of the item; (6) condition of the item; and, (7) added value for other holdings. Materials not collected include (1) current and non-rare journals and books that are better suited to the more accessible and circulating general collection of the Health Sciences Library; (2) subjects generally excluded because they are collected or available at other locations include veterinary medicine, pharmaceutical, pediatrics, psychology; agricultural sciences, biological sciences, audiology, speech and hearing disorders, human ecology, law, biochemistry, bioengineering, social work, and women studies; (3) any materials that require a large amount of storage space not available within the MHC; and, (4) specimens.

We continue to build our collections to preserve the health sciences legacy of central Ohio for present and future generations.

If you would like to contribute to this endeavor through material donations, please contact MHC Collections Curator, Kristin Rodgers at kristin.rodgers@osumc.edu or 614-292-9966.

Recent Donations (January 17 – June 19, 2014)

Material: Dr. Athenia Athans: given in memory of Col. Clotilde Dent Bowen, M.D. (books) • Ms. Carolyn Beck (books) • Dr. Ronald Berggren (information about the practice plan) • Dr. Donald and Mrs. Theresa Bowers (artifacts and books) • Dr. Bob and Mrs. Leslie Buerki (books and journals) • Dr. Sandy Cornett (books, additions to her archival collection) • Ms. Ruth Bope Dangel (nursing memorabilia) • Dr. Roy Donnerberg (books) • Ms. Katherine Elaine Farie: given in memory of Ms. Marie Josephine Isselstein (Isselstein's nursing bag and scrapbook from WWII and certificates) • Dr. William Fippin (books) • Dr. Thomas Frye (artifacts) • Dr. Steven Gabbe (books) • Dr. Reinhard and Mrs. Mary Gahbauer (books, instruments and journals) • Dr. James Hamilton (artifacts and additions to his collection) • Mr. Alan Hawk: given in memory of Sarah Jane Parent (baby necklace) • Dr. Robert Hess: given in memory of Dr. William Hunt (reprints and assorted other information about intracranial aneurysm) • Mrs. Inga Knowles: given in memory of Mr. David Knowles (books) • Dr. William Newton, Jr. (books) • OSU Byrd Polar Research Center Archival Program (hearing aids) • Drs. George and Ruth Paulson (books) • Mrs. Jessica Randall: given in honor of Roy "Roddy" S. Lamb (dental chair, spit bowl and dentist's stool) • Riverside Methodist Hospital, D. J. Vincent Library (photographs and yearbooks) • Mr. Jack Shaffer (books) • Dr. Robert S. Stevenson (additions to the Boucher collection) • Mrs. Jacqueline Tilley: given in memory of Dr. Jerome M. Rini (two framed photographs of Dr. Rini)

Monetary: Ms. Pamela S. Bradigan • Dr. John and Mrs. Marjorie Burnham • Ms. Elizabeth Crabill • Ms. Mary Creed • Mr. Tom Denune and Dr. Teresa Long • Mr. Evan Dixon • Mrs. Debbie Freece (in honor of Ms. Rosa Lee Weinert) • Mrs. Karen Lane • Dr. Charles Meckstroth • Dr. Krzysztof Mrozek • Ms. Zandra Ohri • Drs. George and Ruth Paulson (in memory of Dr. David R. Kelly, Mr. James Taylor, Mr. John Mount and Mrs. Gloria Warren) • Mr. Jack Shaffer • Dr. Manuel and Mrs. Madeline Tzagournis • Ms. Julia Wall • Mr. Michael and Mrs. Judith Wiener • Dr. David Yashon (in memory of Dr. John S. Vasko)



Medical Heritage Center
376 West 10th Avenue
Columbus, Ohio 43210

Non-profit Org.
U.S. Postage
PAID
Columbus, OH
Permit No. 711


House Call is published by the Medical Heritage Center in the Health Sciences Library.

hsl.osu.edu/mhc

For subscription information contact
Judith Wiener:

email: judith.wiener@osumc.edu
telephone: 614.292.9273
fax: 614.292.9919

©2014 Medical Heritage Center; All rights reserved. Reprints with permission.




The Ohio State University
1915 Medical Class Portrait

Collection Highlight: *Opticks*

By Kristin Rodgers, MLIS

One of the over 14,000 rare books in the MHC collection is *Opticks: or A Treatise of the Reflexions, Refractions, Inflexions and Colours of Light* written by Sir Issac Newton (1643-1727) and published in 1704. The book details his work in the field of optics, the study of the behavior and properties of light including its interactions with matter and its detection by instruments.

On the first page, Newton wrote “My design in this book is not to explain the properties of light by hypotheses, but to propose and prove them by reason and experiments.” Partly because it established the importance of gaining scientific knowledge through experimentation rather than through mathematical deductions, this book is considered by some to be one of the most influential works of science in history.



This volume is a rare first edition and was acquired by the MHC when the Lionel Topaz Memorial Library of Visual Science at the OSU College of Optometry merged with the Health Sciences Library in 1987.



THE OHIO STATE UNIVERSITY

hsl.osu.edu/mhc